

DataCite

DataCite is an international agency that provides infrastructure for DOI (Digital Object Identifier) in the field of **scholarly publishing**. It is a database of **all DOIs issued by the agency**.


ORCID iD and DataCite synchronisation

1) In your ORCID profile, scroll down to the Works section and use the “Add” instruction to make a selection via “**Search & link**”.





https://orcid.org/


[Preview public record](#)


Emails & domains 


Email addresses





Verified email domains

cuni.cz 

Websites & social links 

Keywords 

Countries 

Names

Name

Biography

Activities

- [> Employment \(1\)](#)
- [> Education and qualifications \(0\)](#)
- [> Professional activities \(0\)](#)
- [> Funding \(0\)](#)
- [v Works \(0\)](#)

Add your research outputs such as publications, data sets, conference presentations, etc. to your ORCID record. [Learn more about adding works to your ORCID record](#)

2) In the selection, click on **DataCite**.

Link works



Search and Link wizards are our recommended way to populate your record. They make adding works, funding and peer reviews simple and save you time over updating your record manually. Select a platform from the list below to start linking items to your record.

[More information about linking works to your ORCID record](#)

Available Search & Link wizards (17)

Work type

All

Geographical area

All

Airiti

Enables users to import metadata from Airiti, including journal papers, proceedings, dissertations, and books. Scholars can e... [Show more](#)

BASE - Bielefeld Academic Search Engine

BASE is one of the world's most voluminous academic search engines. It searches metadata about more than 100 million document... [Show more](#)

Crossref Metadata Search

Import your publications from Crossref's authoritative, publisher-supplied metadata on over 70 million scholarly journal and ... [Show more](#)

DOE OSTI.GOV

Search over 3 million energy and basic science research result records from the US Department of Energy (DOE) and predecessor... [Show more](#)

DataCite

Enable the DataCite Search & Link and Auto-Update services. Search the DataCite Metadata Store to find your research datasets... [Show more](#)

3) A new tab opens, in which you will be prompted to **sign in**.



Sign in to ORCID

Don't have your ORCID iD yet? [Register now](#)

Email or ORCID iD

For example: joe@institution.edu or 0000-1234-5678-9101

Password

Sign in to ORCID

[Forgot your password or ORCID ID?](#)

OR



Sign in through your institution

4) In the next step, you allow DataCite to access your ORCID account and add records. To enable this, click on Authorize access.



Authorize access

You are currently signed in as:





[Sign out](#)


DataCite

[Show details](#)

This organization has asked for the following access to your ORCID record:

 Add/update your research activities (works, affiliations, etc.)

 Add/update information about you (country, keywords, etc.)

 Read your information with visibility set to Trusted parties

If authorized, this organization will have access to your ORCID record, as outlined above and described in further detail in [ORCID's privacy policy](#).

You can manage access permissions for this and other Trusted Organizations from within your list of [trusted parties](#).

Authorize access

[Deny access](#)

- 5) Your accounts are now synchronised and any future entries in DataCite will be automatically added to your ORCID iD.
 - Synchronisation occurs only if the **DataCite record contains information about your ORCID iD**.
- 6) **After synchronisation has been set up** the [DataCite Commons](#) page, which you can use to add existing records to your ORCID profile, opens automatically.
 - **On the DataCite Commons page you can search for records with your name or ORCID iD** (the page automatically displays the search according to ORCID iD when opened). Find the record you want to add to your ORCID account in the list and **click on its name**.

Add Works to your ORCID profile

Add Works to your ORCID profile from any Works page. Find Works by using a keyword search. Enable ORCID Auto-Update in your ORCID iD are automatically added to your ORCID profile.

[Works with My ORCID iD](#)
[Works](#)

2 Works

Jak na data management plan (nejen) pro GAČP

Dagmar Hanzlíková & Lucie Hošková

Presentation published 2025 in [Zenodo](#)

Řada poskytovatelů financí na výzkum požaduje od příjemců podpory, aby dokumentovali, jaká data v rámci výzkumného projektu vznikala a jak byla spravována. Toto školení se bude věnovat různým aspektům správy výzkumných dat a představí nástroj FAIR wizard, který výzkumníka provede procesem správy dat.

Other Identifiers

oai: [oai:zenodo.org:14617399](https://oai.zenodo.org/14617399)

DOI registered January 8, 2025 via DataCite.



Text

Czech

<https://doi.org/10.5281/zenodo.14617399>

Publication Year

☐ 2025 2

Work Type

☐ Text 2

License

☐ CC-BY-4.0 2

Language

☐ Czech 2

- Next to the record, you will find the **Add to ORCID record** button. Click on it. This will add the record to your ORCID account.



 Add to ORCID Record